This document is the property of BSPTCL and must not be passed on to any third person or firm not authorised by BSPTCL, nor be copied/made use of in full or part by such person or firm without our prior permission in writing

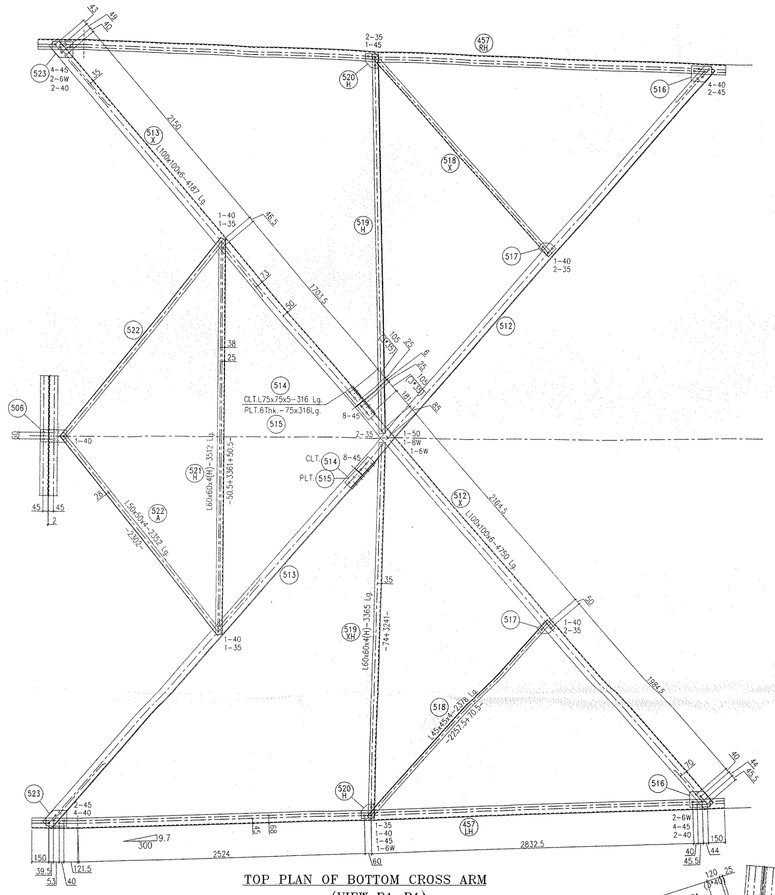

TOP PLAN OF BOTTOM CROSS ARM
(VIEW B1–B1)

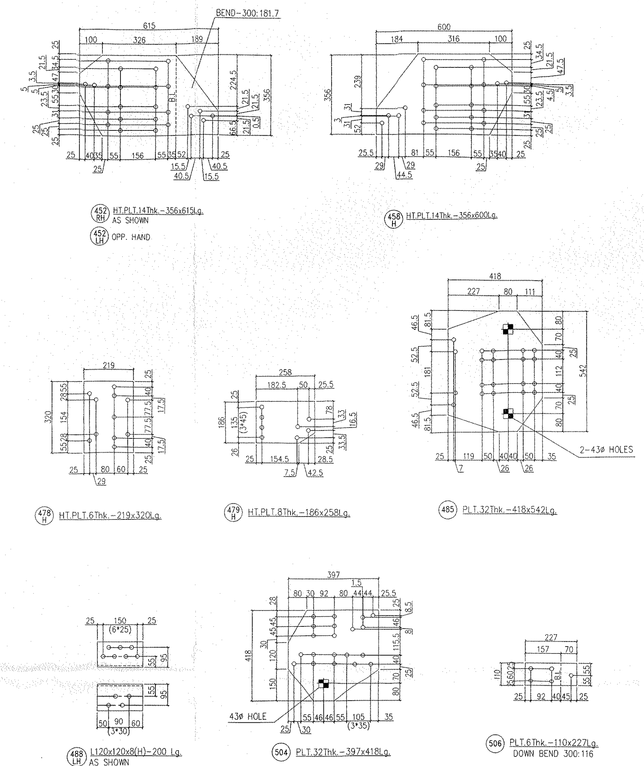

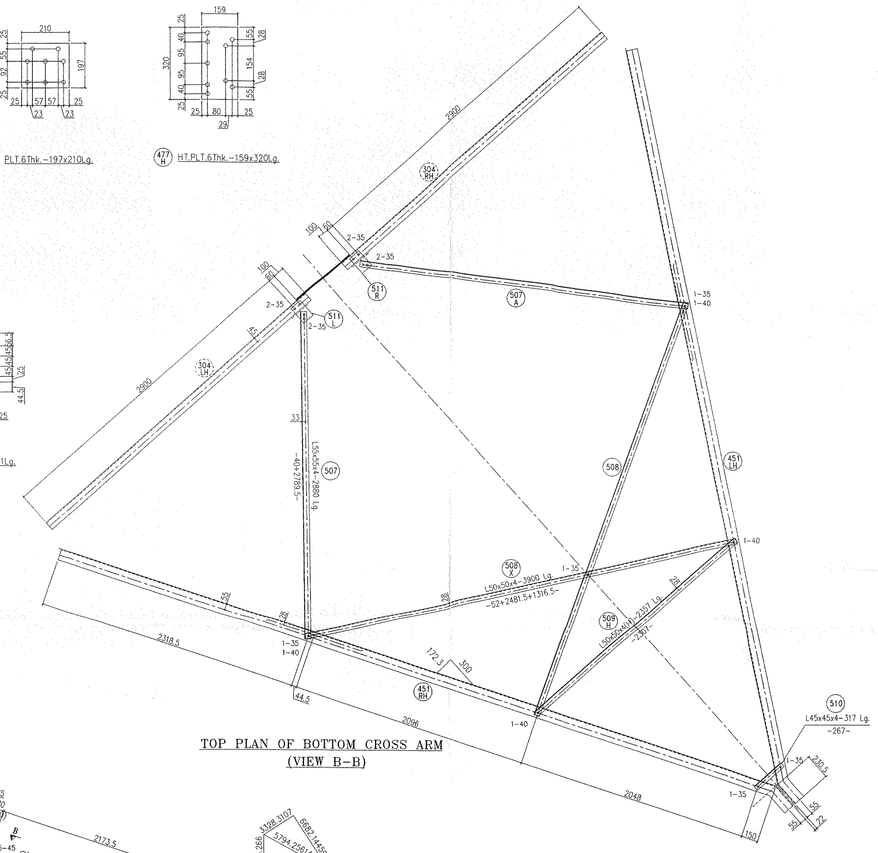

TOP PLAN OF BOTTOM CROSS ARM
(VIEW B–B)

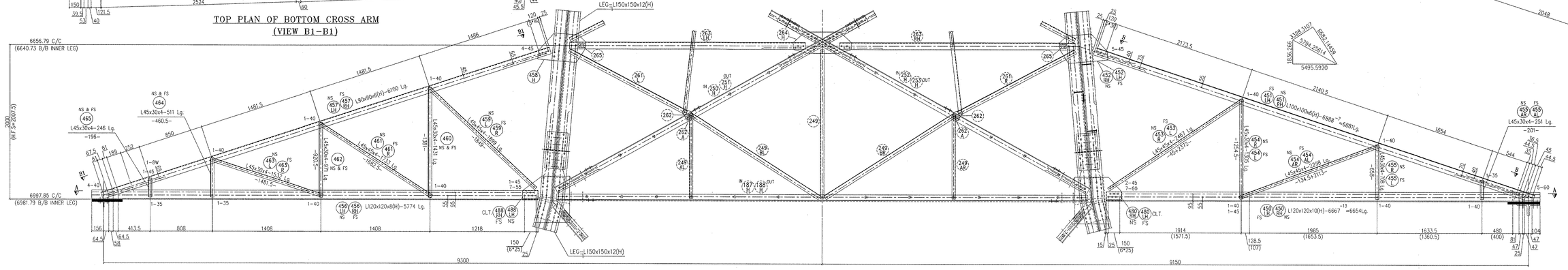

ELEVATION OF BOTTOM CROSS ARM

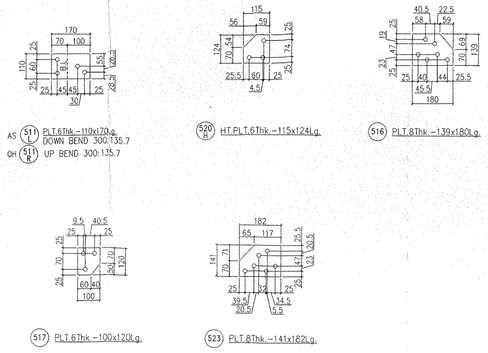

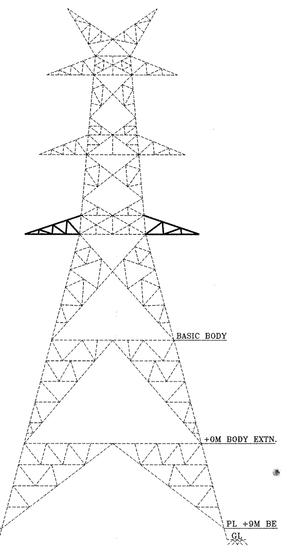

ELEVATION

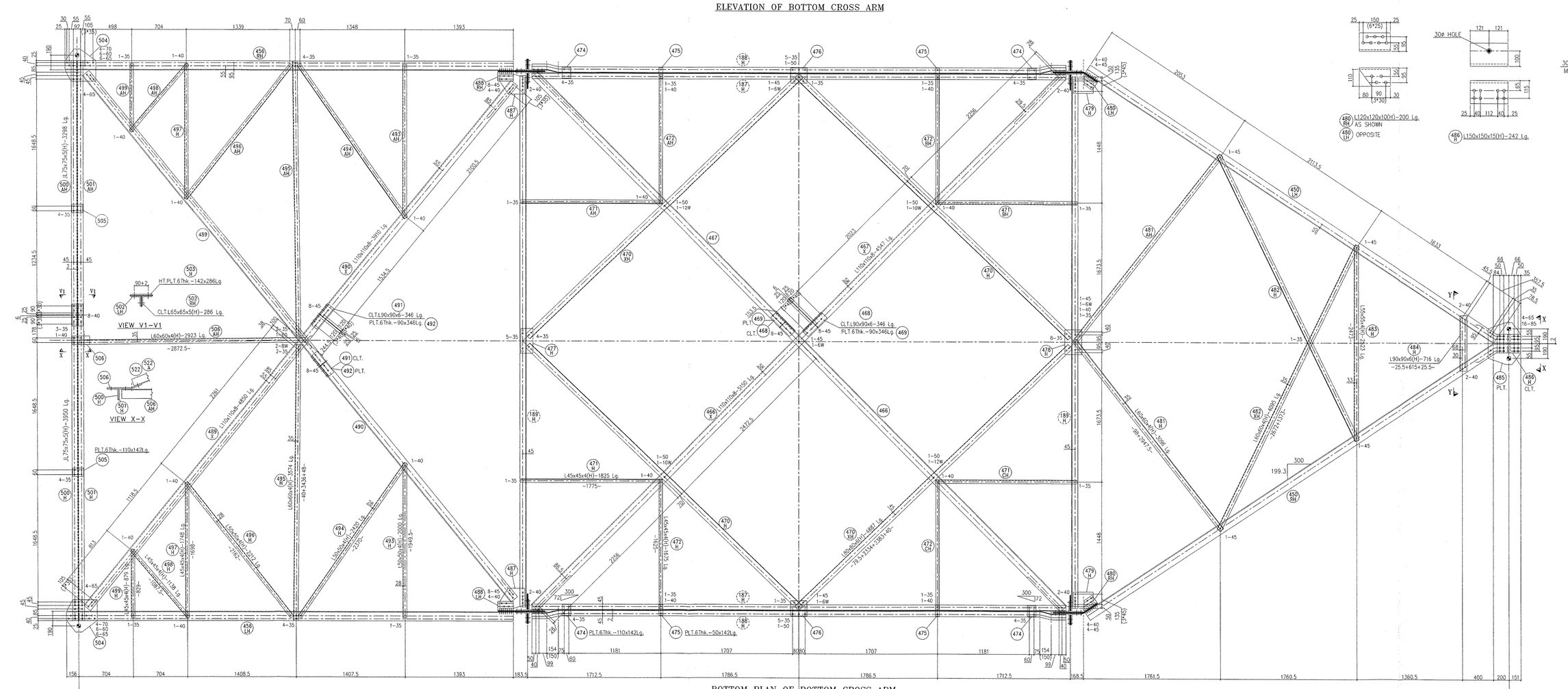

BOTTOM PLAN OF BOTTOM CROSS ARM
(VIEW A–A)

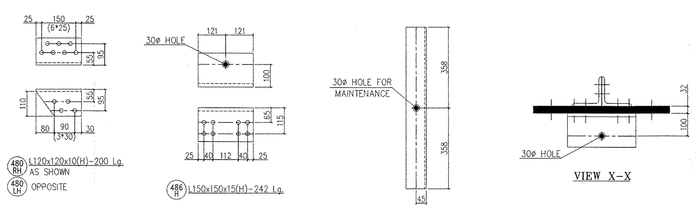

VIEW Y–Y

VIEW X–X

NOTES:

1. ALL DIMENSIONS ARE IN mm UNLESS OTHERWISE SPECIFIED.
2. BOLT SYMBOLS 16# ⊕ = 17.5# HOLES
   16# ⊕ = 17.5# HOLES FOR STEP BOLTS
3. ALL ERECTION MARKS ARE TO BE PREFIXED WITH "778400"
4. STRUCTURAL STEEL SHALL BE AS PER IS 2062–2011
   (i) MILD STEEL – GRADE E250 QUALITY A – UNLESS OTHERWISE SPECIFIED.
   (ii) "H" STANDS FOR HIGH TENSILE STEEL – GRADE E350 QUALITY A.
5. BOLTS & NUTS SHALL CONFORM TO IS : 12427–2001 (R–2007) FOR DIMENSIONS AND IS : 1367 (PART 3)–2002 FOR MECHANICAL PROPERTIES
6. GALVANISING SHALL CONFORM TO IS:2629–1985 (R–2006) & IS:4759–1996 (R–2006)
7. SPRING WASHER SHALL BE CONFORM TO IS 3063–1994 (R–2004)
8. STEP BOLTS SHALL BE PROVIDED ON THE DIAGONALLY OPPOSITE LEGS.
9. ALL PARTS/ MEMBERS OF TESTED TOWER SHOULD BE PUNCHED WITH PART NUMBER PREFIXED WITH 'T' IN ADDITION TO THE STANDARD MARK NUMBERS

SUCCESSFULLY TESTED AT L&T-TLTRS-KANCHIPURAM ON 23rd OF JULY 2019

PART NO. 450 TO 523

PART NO. 473 NOT USED

REQUIREMENT OF BOLTS, NUTS & WASHERS			
SIZE	QTY.	GRADE	REMARKS
16# X 20mm Lg.	123	5.6	BOLTS & NUTS
16# X 40mm Lg.	104	5.6	BOLTS & NUTS
16# X 45mm Lg.	126	5.6	BOLTS & NUTS
16# X 50mm Lg.	7	5.6	BOLTS & NUTS
16# X 55mm Lg.	14	5.6	BOLTS & NUTS
16# X 60mm Lg.	32	5.6	BOLTS & NUTS
16# X 65mm Lg.	24	5.6	BOLTS & NUTS
16# X 70mm Lg.	8	5.6	BOLTS & NUTS
16# X 75mm Lg.	4	5.6	BOLTS & NUTS
16# X 85mm Lg.	16	5.6	BOLTS & NUTS
16# x 3.5 THK	454	–	SPRING WASHERS
16# x 175mm Lg.	–	–	STEP BOLTS
16# 8 THK	10	–	PACK WASHERS
16# 5 THK	5	–	PACK WASHERS
16# 10 THK	2	–	PACK WASHERS
16# 12 THK	2	–	PACK WASHERS

DATE	REV.NO.	DESCRIPTION	DESIGNED STRUCTURAL	CHECKED STRUCTURAL	DRAWN DETAILING	CHECKED DETAILING	APPROVED
24.07.19	1	SUBMISSION AFTER SUCCESSFUL TESTING	RSK	RJR	MR	PU/BSR	CSR
11.03.19	0	FIRST SUBMISSION FOR APPROVAL BEFORE PROTO	RSK	RJR	MR	SVR/BSR	CSR

REVISIONS

CLIENT : BIHAR STATE POWER TRANSMISSION CO.LTD., PATNA

APPROVED
Subject to the condition that we are not absolved of the responsibility or ownership of the materials supplied as per specification
Electrical Superintending Engineer
Transmission and Engineering Circle
Bihar State Power Transmission Co. Ltd.

SUPPLIER / CONTRACTOR : L&T Construction — Power Transmission & Distribution

PROJECT :
PACKAGE - NIT 77 UNDER STATE PLAN (80:20), CONSTRUCTION OF :-
(I) LILO OF BARH-PATNA 400 KV D/C (QUAD) TL AT BAKHTIYARPUR (LINE LENGTH 10RKM),
(II) 220 KV D/C BAKHTIYARPUR - SHEIKHPURA TL (ACSR ZEBRA) (LINE LENGTH - 51 RKM)
(III) 220 KV D/C BAKHTIYARPUR -HATHIDAH TL (ACSR ZEBRA) (LINE LENGTH -52 RKM) AND
(IV) 220 KV D/C BAKHTIYARPUR – FATHUA TL (ACSR ZEBRA) (LINE LENGTH - 28 RKM)

JOB No.: 018089-T-TL

	NAME	DATE
DSGN	RSK	25.02.19
DRWN	MR	26.02.19
CHKD	SVR/BSR	26.02.19
APPD	CSR	26.02.19

TITLE : G.A OF BOTTOM CROSS ARM FOR TOWER TYPE–"4DD(30°–60°)/DE(0°–15°)" 400KV D/C QUAD ACSR MOOSE (WZ–4)

SCALE 1 : 25

SHEET NO. 4 OF 7

DRG. No. 0 1 8 0 8 9 - T - T L - S D - G A - 0 4 0 4

SIZE A0 REV. 1

RELEASED FOR ☐ PRELIMINARY ☐ TENDER ☐ INFORMATION ☑ APPROVAL ☐ CONSTRUCTION